



## Live Cattle Exports via Darwin Port – JUNE 2014

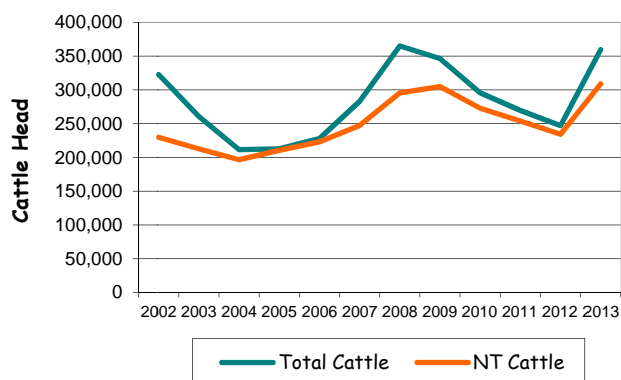
# Please note that the "NT CATTLE" figures are NT cattle exported through the Port of Darwin only, some NT cattle are exported through interstate ports.

Destination	TOTAL CATTLE (including interstate)							# NT CATTLE						
	2012	2013	Last year 30/6/13	YTD 30/6/14	1-30 JUNE 2014	Previous Month	Difference	2012	2013	Last year 30/6/13	YTD 30/6/14	1-30 JUNE 2014	Previous Month	Difference
BRUNEI	4,639	4,043	2,084	2,078	0	0	0	4,639	4,043	2,084	2,078	0	0	0
INDONESIA	201,748	282,022	128,022	185,507	40,267	33,318	+6,949	189,994	243,978	112,058	110,019	18,767	23,318	-4,551
PHILIPPINES	27,324	22,403	15,356	2,173	0	0	0	26,337	15,063	8,016	2,173	0	0	0
SABAH	460	0	0	0	0	0	0	460	0	0	0	0	0	0
SARAWAK	0	800	0	0	0	0	0	0	800	0	0	0	0	0
W-MALAYSIA	10,018	14,952	7,940	10,295	3,559	2,040	+1,519	10,018	12,094	6,082	8,295	1,559	2,040	-481
VIETNAM	2,801	35,396	13,026	19,385	5,983	6,696	-713	2,801	32,806	13,026	12,685	1,983	3,996	-2,013
EGYPT	0	0	0	0	0	0	0	0	0	0	0	0	0	0
<b>TOTAL</b>	<b>246,990</b>	<b>359,616</b>	<b>166,428</b>	<b>219,438</b>	<b>49,809</b>	<b>42,054</b>	<b>+7,755</b>	<b>234,249</b>	<b>308,784</b>	<b>141,266</b>	<b>135,250</b>	<b>22,309</b>	<b>27,341</b>	<b>-5,032</b>
				<b>+53,010</b>							<b>-6,016</b>			

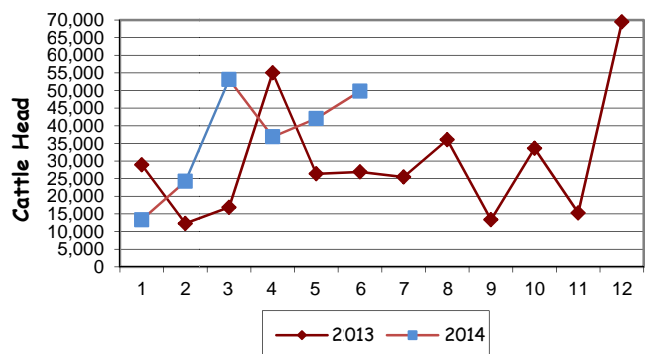
### JUNE at a glance

- 49,809 head of cattle through the Port of Darwin during June, 7,755 more than May and 22,889 more than June last year.
- 2014 total cattle figures indicate 53,010 head more than last year. NT cattle 6,016 less than last year.

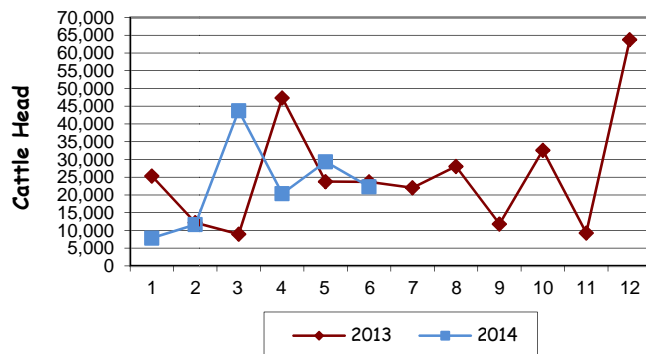
Live Cattle Exports thru the Port of Darwin (last 10 years)



TOTAL Live Cattle Exports thru Port of Darwin 2013 v 2014



NT Live Cattle Exports thru Port of Darwin 2013 v 2014



### PREVIOUS 8 YEARS


Total Cattle, Port of Darwin								NT Cattle, Port of Darwin							
2006	2007	2008	2009	2010	2011	2012	2013	2006	2007	2008	2009	2010	2011	2012	2013
227,648	283,046	364,944	347,314	295,605	269,617	246,990	359,616	223,407	247,281	295,539	304,818	272,749	253,797	234,249	308,784



## OTHER LIVESTOCK EXPORTS VIA DARWIN PORT (includes NT and Interstate Stock)

Destination	Buffalo			Camels			Goats			Horses			Sheep			Pigs		
	2013	2014	1-30 JUN	2013	2014	1-30 JUN	2013	2014	1-30 JUN	2013	2014	1-30 JUN	2013	2014	1-30 JUN	2013	2014	1-30 JUN
BRUNEI	400	0	0	0	0	0	1080	0	0	0	0	0	0	0	0	0	0	0
INDONESIA	201	0	0	0	0	0	0	0	0	0	0	0	0	0	0	0	0	0
PHILIPPINES	199	0	0	0	0	0	0	0	0	0	0	0	0	0	0	0	0	0
W-MALAYSIA	0	0	0	0	0	0	0	0	0	0	0	0	0	0	0	0	0	0
SABAH	0	0	0	0	0	0	0	0	0	0	0	0	0	0	0	0	0	0
SARAWAK	0	0	0	0	0	0	0	0	0	0	0	0	0	0	0	0	0	0
VIETNAM	0	1,921	100	0	0	0	0	0	0	0	0	0	0	0	0	0	0	0
<b>TOTAL</b>	<b>800</b>	<b>1,921</b>	<b>100</b>	<b>0</b>	<b>0</b>	<b>0</b>	<b>1080</b>	<b>0</b>	<b>0</b>	<b>0</b>	<b>0</b>	<b>0</b>	<b>0</b>	<b>0</b>	<b>0</b>	<b>0</b>	<b>0</b>	<b>0</b>

## NATIONAL CATTLE PRICES - W/E 3/7/2014

HEAVY STEER									MEDIUM STEER										
Estimated dressed weight price (cents/kg)									Estimated dressed weight price (cents/kg)										
SALEYARDS				O.T.HOOKS					SALEYARDS				O.T.HOOKS						
NSW	QLD	SA	AV (Aust)	NSW	QLD	SA	AV (Aust)	NSW	QLD	SA	AV (Aust)	NSW	QLD	SA	AV (Aust)	NSW	QLD	SA	AV (Aust)
This week	370	296	nq	360	330	305	Nq	339	This week	342	296	370	335	322	298	Nq	333		
Last week	380	285	nq	356	330	305	Nq	338	Last week	330	277	277	324	322	298	Nq	333		
Year ago	341	301	nq	329	306	295	nq	316	Year ago	296	280	nq	291	298	285	Nq	312		
MEDIUM COW									TRADE STEER										
Estimated dressed weight price (cents/kg)									Estimated dressed weight price (cents/kg)										
SALEYARDS				O.T.HOOKS					SALEYARDS				O.T.HOOKS						
NSW	QLD	SA	AV (Aust)	NSW	QLD	SA	AV (Aust)	NSW	QLD	SA	AV (Aust)	NSW	QLD	SA	AV (Aust)	NSW	QLD	SA	AV (Aust)
This week	260	232	260	251	257	275	270	272	This week	377	340	349	374	336	328	310	324		
Last week	251	237	255	252	257	275	270	271	Last week	368	322	341	363	336	328	310	324		
Year ago	243	225	254	244	230	238	245	241	Year ago	354	311	341	341	309	305	310	312		
LIVE EXPORT QUOTES									<p>Prices courtesy of Meat &amp; Livestock Australia</p>  <p>www.mla.com.au</p>										
Estimated live weight price (cents/kg)																			
LIGHT STEERS (260-360 kg)				LIGHT HEIFERS (260-360 kg)															
Darwin		Broome		Darwin		Broome													
This week	185		nq		160		nq												
Last week	185		nq		160		nq												
Year ago	nq		145		nq		145												

## CURRENCY EXCHANGE RATES

Key Currencies 1AUD =	Current 7.7.2014	Previous month 1.6.2014	3 months ago 1.4.2014	1 Year ago 1.7.2013	Pre-devaluation 01.07.1997
Brunei Dollar	1.14301	1.14411	1.14715	1.14343	1.076
Indonesian Rupiah	11,105.0	10,897.2	10,448.2	9,042.38	1830
Philippine Peso	40.6289	40.6007	41.3096	39.2771	19.84
Malaysian Ringgit	2.97855	2.98918	3.01567	2.88259	1.9
Euro	0.68859	0.68034	0.67239	0.70197	N/A
US Dollar	0.93615	0.9626	.92467	.91328	0.752
Vietnam Dong	19,656.3	19,433.5	19,221.1		

Prepared by the NT Department of Primary Industry and Fisheries

This publication contains commodity market information prepared for DPIF staff use in strategic research and extension planning. While DPIF exercise care in the compilation and preparation of this information, no responsibility is taken for its accuracy or for the completeness of any information that is reproduced from other sources. DPIF denies any loss or damage to any person whether caused directly or indirectly by the use of any of the information provided.