



## Live Cattle Exports via Darwin Port – NOVEMBER 2014

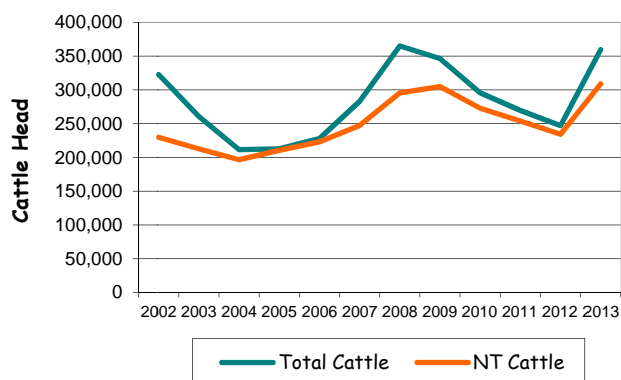
# Please note that the "NT CATTLE" figures are NT cattle exported through the Port of Darwin only, some NT cattle are exported through interstate ports.

Destination	TOTAL CATTLE (including interstate)							# NT CATTLE						
	2012	2013	Last year 30/11/13	YTD 30/11/14	1-30 Nov 2014	Previous Month	Difference	2012	2013	Last year 30/11/13	YTD 30/11/14	1-30 Nov 2014	Previous Month	Difference
BRUNEI	4,639	4,043	4,043	4,925	793	0	+793	4,639	4,043	4,043	4,925	793	0	+793
INDONESIA	201,748	282,022	214,991	331,861	6,845	25,364	-18,519	189,994	243,978	182,627	215,410	3,845	12,294	-8,449
PHILIPPINES	27,324	22,403	19,987	16,080	0	2,534	-2,534	26,337	15,063	12,647	11,221	0	675	-675
SABAH	460	0	0	0	0	0	0	460	0	0	0	0	0	0
SARAWAK	0	800	800	0	0	0	0	0	800	800	0	0	0	0
W-MALAYSIA	10,018	14,952	14,952	22,309	2,788	1,601	+1,187	10,018	12,094	12,094	15,708	788	0	+788
VIETNAM	2,801	35,396	35,396	54,573	3,944	5,579	-1,635	2,801	32,806	32,806	36,503	1,944	1,709	+235
EGYPT	0	0	0	0	0	0	0	0	0	0	0	0	0	0
<b>TOTAL</b>	<b>246,990</b>	<b>359,616</b>	<b>290,169</b>	<b>429,748</b>	<b>14,370</b>	<b>35,078</b>	<b>-20,708</b>	<b>234,249</b>	<b>308,784</b>	<b>245,017</b>	<b>283,767</b>	<b>7,370</b>	<b>14,678</b>	<b>-7,308</b>
				<b>+139,579</b>							<b>+38,750</b>			

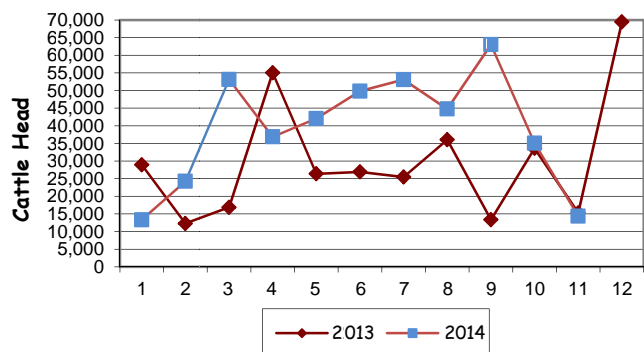
### NOVEMBER at a glance

- 14,370 head of cattle through the Port of Darwin during November, 20,708 less than October and 913 less than November last year.
- 2014 total cattle figures indicate 139,578 head more than last year. NT cattle 38,750 more than last year.

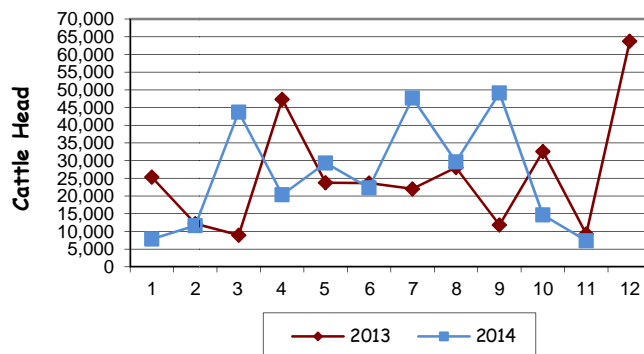
Live Cattle Exports thru the Port of Darwin (last 10 years)



TOTAL Live Cattle Exports thru Port of Darwin 2013 v 2014



NT Live Cattle Exports thru Port of Darwin 2013 v 2014



PREVIOUS 8 YEARS


Total Cattle, Port of Darwin								NT Cattle, Port of Darwin							
2006	2007	2008	2009	2010	2011	2012	2013	2006	2007	2008	2009	2010	2011	2012	2013
227,648	283,046	364,944	347,314	295,605	269,617	246,990	359,616	223,407	247,281	295,539	304,818	272,749	253,797	234,249	308,784



## OTHER LIVESTOCK EXPORTS VIA DARWIN PORT (includes NT and Interstate Stock)

Destination	Buffalo			Camels			Goats			Horses			Sheep			Pigs		
	2013	2014	1-30 Nov	2013	2014	1-30 Nov	2013	2014	1-30 Nov	2013	2014	1-30 Nov	2013	2014	1-30 Nov	2013	2014	1-30 Nov
BRUNEI	400	488	0	0	0	0	1080	154	154	0	0	0	0	0	0	0	0	0
INDONESIA	201	0	0	0	0	0	0	0	0	0	0	0	0	0	0	0	0	0
PHILIPPINES	199	0	0	0	0	0	0	0	0	0	0	0	0	0	0	0	0	0
W-MALAYSIA	0	0	0	0	0	0	0	0	0	0	0	0	0	0	0	0	0	0
SABAH	0	0	0	0	0	0	0	0	0	0	0	0	0	0	0	0	0	0
SARAWAK	0	0	0	0	0	0	0	0	0	0	0	0	0	0	0	0	0	0
VIETNAM	0	4542	370	0	0	0	0	0	0	0	0	0	0	0	0	0	0	0
<b>TOTAL</b>	<b>800</b>	<b>5030</b>	<b>370</b>	<b>0</b>	<b>0</b>	<b>0</b>	<b>1080</b>	<b>154</b>	<b>154</b>	<b>0</b>	<b>0</b>	<b>0</b>	<b>0</b>	<b>0</b>	<b>0</b>	<b>0</b>	<b>0</b>	<b>0</b>

## NATIONAL CATTLE PRICES - W/E 27/11/2014

HEAVY STEER									MEDIUM STEER										
Estimated dressed weight price (cents/kg)									Estimated dressed weight price (cents/kg)										
SALEYARDS				O.T.HOOKS					SALEYARDS				O.T.HOOKS						
NSW	QLD	SA	AV (Aust)	NSW	QLD	SA	AV (Aust)	NSW	QLD	SA	AV (Aust)	NSW	QLD	SA	AV (Aust)	NSW	QLD	SA	AV (Aust)
This week	325	333	nq	331	355	370	335	355	This week	335	322	316	330	346	357	325	347		
Last week	328	337	nq	328	369	376	345	361	Last week	338	369	293	339	360	363	335	353		
Year ago	337	346	323	336	318	315	nq	323	Year ago	329	334	nq	329	310	305	Nq	318		
MEDIUM COW									TRADE STEER										
Estimated dressed weight price (cents/kg)									Estimated dressed weight price (cents/kg)										
SALEYARDS				O.T.HOOKS					SALEYARDS				O.T.HOOKS						
NSW	QLD	SA	AV (Aust)	NSW	QLD	SA	AV (Aust)	NSW	QLD	SA	AV (Aust)	NSW	QLD	SA	AV (Aust)	NSW	QLD	SA	AV (Aust)
This week	286	287	260	288	297	320	272	295	This week	348	340	307	348	352	359	325	343		
Last week	287	297	262	294	311	326	277	300	Last week	350	345	294	339	365	365	335	351		
Year ago	279	280	226	275	254	258	245	250	Year ago	338	339	316	333	319	308	310	313		
LIVE EXPORT QUOTES									<p>Prices courtesy of Meat &amp; Livestock Australia</p>  <p>www.mla.com.au</p>										
Estimated live weight price (cents/kg)																			
LIGHT STEERS (260-360 kg)				LIGHT HEIFERS (260-360 kg)															
Darwin		Broome		Darwin		Broome													
This week	245		nq		230		nq												
Last week	245		nq		225		nq												
Year ago	210		nq		190		nq												

## CURRENCY EXCHANGE RATES

Key Currencies 1AUD =	Current 2.12.2014	Previous month 1.11.2014	3 months ago 1.9.2014	1 Year ago 1.12.2013	Pre-devaluation 01.07.1997
Brunei Dollar	1.09282	1.12297	1.15095	1.12607	1.076
Indonesian Rupiah	10,400.7	10,748.8	10,921.6	10,668.1	1830
Philippine Peso	37.9853	40.3566	40.5942	39.7789	19.84
Malaysian Ringgit	2.90331	2.89451	2.94996	2.91359	1.9
Euro	0.68268	0.66781	0.71113	0.67043	N/A
US Dollar	0.84998	0.90132	.93380	.941106	0.752
Vietnam Dong	17,922.6	18,589.8	19,554.4		

Prepared by the NT Department of Primary Industry and Fisheries

This publication contains commodity market information prepared for DPIF staff use in strategic research and extension planning. While DPIF exercise care in the compilation and preparation of this information, no responsibility is taken for its accuracy or for the completeness of any information that is reproduced from other sources. DPIF denies any loss or damage to any person whether caused directly or indirectly by the use of any of the information provided.