



Live Cattle Exports via Darwin Port – SEPTEMBER 2014

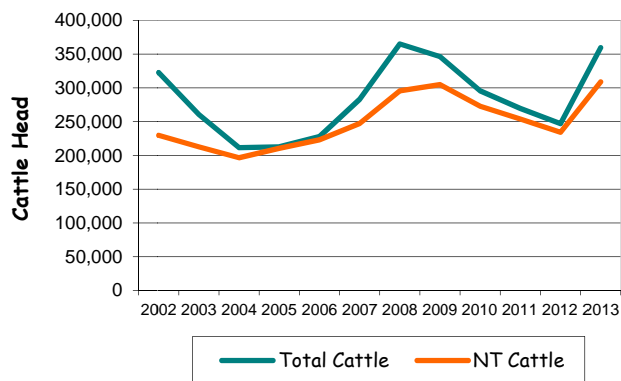
Please note that the "NT CATTLE" figures are NT cattle exported through the Port of Darwin only, some NT cattle are exported through interstate ports.

Destination	TOTAL CATTLE (including interstate)							# NT CATTLE						
	2012	2013	Last year 30/09/13	YTD 30/09/14	1-30 SEP 2014	Previous Month	Difference	2012	2013	Last year 30/09/13	YTD 30/09/14	1-30 SEP 2014	Previous Month	Difference
BRUNEI	4,639	4,043	4,043	4,132	1,009	0	+1,009	4,639	4,043	4,043	4,132	1,009	0	+1,009
INDONESIA	201,748	282,022	174,539	299,652	50,693	35,941	+14,752	189,994	243,978	149,175	199,271	39,807	25,841	+13,966
PHILIPPINES	27,324	22,403	19,987	13,546	4,581	2,383	+2,198	26,337	15,063	12,647	10,546	3,581	383	+3,198
SABAH	460	0	0	0	0	0	0	460	0	0	0	0	0	0
SARAWAK	0	800	800	0	0	0	0	0	800	800	0	0	0	0
W-MALAYSIA	10,018	14,952	14,952	17,920	3,430	1,193	+2,237	10,018	12,094	12,094	14,920	2,430	1,193	+1,237
VIETNAM	2,801	35,396	26,975	45,050	3,301	5,251	-1,950	2,801	32,806	24,385	32,850	2,301	2,251	+50
EGYPT	0	0	0	0	0	0	0	0	0	0	0	0	0	0
TOTAL	246,990	359,616	241,296	380,300	63,014	44,768	+18,246	234,249	308,784	203,144	261,719	49,128	29,668	+19,460
				+139,004							+58,575			

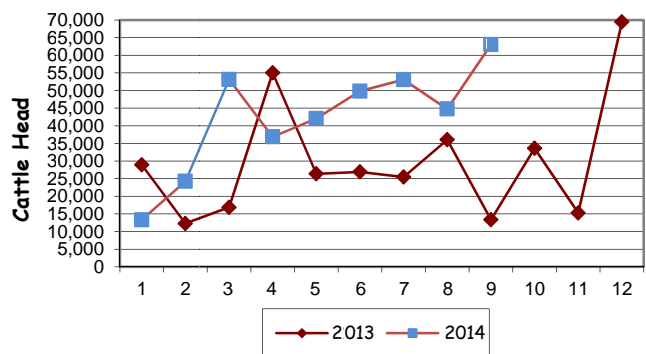
SEPTEMBER at a glance

- 63,014 head of cattle through the Port of Darwin during September, 18,246 more than August and 49,659 more than September last year.
- 2014 total cattle figures indicate 139,004 head more than last year. NT cattle 58,575 more than last year.

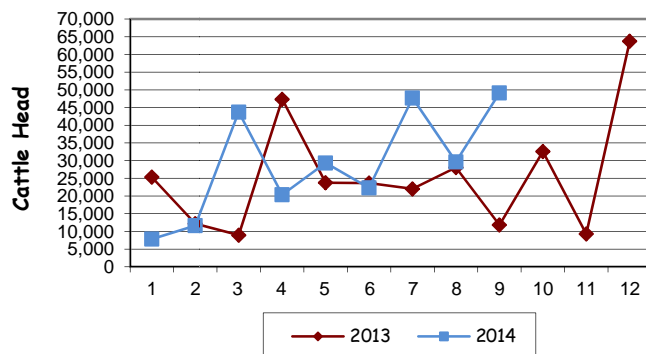
Live Cattle Exports thru the Port of Darwin (last 10 years)



TOTAL Live Cattle Exports thru Port of Darwin 2013 v 2014



NT Live Cattle Exports thru Port of Darwin 2013 v 2014



PREVIOUS 8 YEARS


Total Cattle, Port of Darwin								NT Cattle, Port of Darwin							
2006	2007	2008	2009	2010	2011	2012	2013	2006	2007	2008	2009	2010	2011	2012	2013
227,648	283,046	364,944	347,314	295,605	269,617	246,990	359,616	223,407	247,281	295,539	304,818	272,749	253,797	234,249	308,784



OTHER LIVESTOCK EXPORTS VIA DARWIN PORT (includes NT and Interstate Stock)

Destination	Buffalo			Camels			Goats			Horses			Sheep			Pigs			
	2013	2014	1-30 SEP	2013	2014	1-30 SEP	2013	2014	1-30 SEP	2013	2014	1-30 SEP	2013	2014	1-30 SEP	2013	2014	1-30 SEP	
BRUNEI	400	488	423	0	0	0	1080	154	154	0	0	0	0	0	0	0	0	0	0
INDONESIA	201	0	0	0	0	0	0	0	0	0	0	0	0	0	0	0	0	0	0
PHILIPPINES	199	0	0	0	0	0	0	0	0	0	0	0	0	0	0	0	0	0	0
W-MALAYSIA	0	0	0	0	0	0	0	0	0	0	0	0	0	0	0	0	0	0	0
SABAH	0	0	0	0	0	0	0	0	0	0	0	0	0	0	0	0	0	0	0
SARAWAK	0	0	0	0	0	0	0	0	0	0	0	0	0	0	0	0	0	0	0
VIETNAM	0	3,516	252	0	0	0	0	0	0	0	0	0	0	0	0	0	0	0	0
TOTAL	800	4,004	675	0	0	0	1080	154	154	0	0	0	0	0	0	0	0	0	0

NATIONAL CATTLE PRICES - W/E 3/10/2014

HEAVY STEER									MEDIUM STEER										
Estimated dressed weight price (cents/kg)									Estimated dressed weight price (cents/kg)										
SALEYARDS				O.T.HOOKS					SALEYARDS				O.T.HOOKS						
NSW	QLD	SA	AV (Aust)	NSW	QLD	SA	AV (Aust)	NSW	QLD	SA	AV (Aust)	NSW	QLD	SA	AV (Aust)	NSW	QLD	SA	AV (Aust)
This week	388	383	371	384	370	382	375	373	This week	370	361	333	368	361	368	365	364		
Last week	382	385	341	383	372	373	375	371	Last week	367	370	Nq	367	363	360	365	363		
Year ago	344	315	353	335	315	305	nq	328	Year ago	321	290	340	319	307	295	Nq	323		
MEDIUM COW									TRADE STEER										
Estimated dressed weight price (cents/kg)									Estimated dressed weight price (cents/kg)										
SALEYARDS				O.T.HOOKS					SALEYARDS				O.T.HOOKS						
NSW	QLD	SA	AV (Aust)	NSW	QLD	SA	AV (Aust)	NSW	QLD	SA	AV (Aust)	NSW	QLD	SA	AV (Aust)	NSW	QLD	SA	AV (Aust)
This week	340	340	307	339	283	331	301	303	This week	380	377	317	366	366	374	305	351		
Last week	328	338	291	325	283	322	323	308	Last week	376	370	336	367	366	365	305	349		
Year ago	280	231	242	274	253	245	265	260	Year ago	343	323	339	346	312	308	320	316		
LIVE EXPORT QUOTES									<p>Prices courtesy of Meat & Livestock Australia</p>  <p>www.mla.com.au</p>										
Estimated live weight price (cents/kg)																			
LIGHT STEERS (260-360 kg)				LIGHT HEIFERS (260-360 kg)															
Darwin		Broome		Darwin		Broome													
This week	230		nq		210		nq												
Last week	nq		nq		nq		nq												
Year ago	nq		nq		nq		140												

CURRENCY EXCHANGE RATES

Key Currencies 1AUD =	Current 1.10.2014	Previous month 1.9.2014	3 months ago 1.7.2014	1 Year ago 1.10.2013	Pre-devaluation 01.07.1997
Brunei Dollar	1.09297	1.15095	1.14301	1.11226	1.076
Indonesian Rupiah	10,586.2	10,921.6	11,105.0	9,070.46	1830
Philippine Peso	39.0666	40.5942	40.6289	38.6839	19.84
Malaysian Ringgit	2.85240	2.94996	2.97855	2.86751	1.9
Euro	0.69073	0.71113	0.68859	0.67061	N/A
US Dollar	0.87124	0.93380	.93615	.88981	0.752
Vietnam Dong	18,251.1	19,554.4	19,656.3		

Prepared by the NT Department of Primary Industry and Fisheries

This publication contains commodity market information prepared for DPIF staff use in strategic research and extension planning. While DPIF exercise care in the compilation and preparation of this information, no responsibility is taken for its accuracy or for the completeness of any information that is reproduced from other sources. DPIF denies any loss or damage to any person whether caused directly or indirectly by the use of any of the information provided.