

Live Cattle Exports via Darwin Port – AUGUST 2014

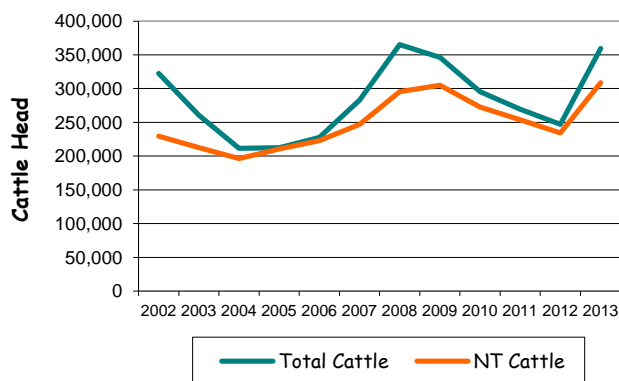
Please note that the "NT CATTLE" figures are NT cattle exported through the Port of Darwin only, some NT cattle are exported through interstate ports.

Destination	TOTAL CATTLE (including interstate)							# NT CATTLE						
	2012	2013	Last year 31/08/13	YTD 31/08/14	1-31 AUG 2014	Previous Month	Difference	2012	2013	Last year 31/08/13	YTD 31/08/14	1-31 AUG 2014	Previous Month	Difference
	BRUNEI	4,639	4,043	3,034	3,123	0	1,045	-1,045	4,639	4,043	3,034	3,123	0	1,045
INDONESIA	201,748	282,022	171,439	248,959	35,941	27,511	+8,430	189,994	243,978	147,025	159,464	25,841	23,604	+2,237
PHILIPPINES	27,324	22,403	17,531	8,965	2,383	4,409	-2,026	26,337	15,063	10,191	6,965	383	4,409	-4,026
SABAH	460	0	0	0	0	0	0	460	0	0	0	0	0	0
SARAWAK	0	800	800	0	0	0	0	0	800	800	0	0	0	0
W-MALAYSIA	10,018	14,952	14,952	14,490	1,193	3,002	-1,809	10,018	12,094	12,094	12,490	1,193	3,002	-1,809
VIETNAM	2,801	35,396	20,185	41,749	5,251	17,113	-11,862	2,801	32,806	18,185	30,549	2,251	15,613	-13,362
EGYPT	0	0	0	0	0	0	0	0	0	0	0	0	0	0
TOTAL	246,990	359,616	227,941	317,286	44,768	53,080	-8,312	234,249	308,784	191,329	212,591	29,668	47,673	-18,005
				+89,345							+21,262			

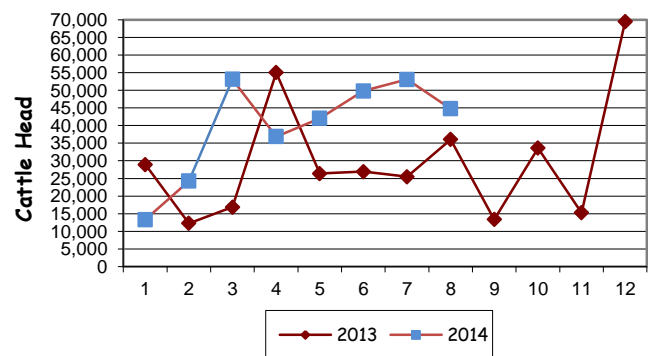
AUGUST at a glance

- 44,768 head of cattle through the Port of Darwin during August, 8,312 less than July and 8,716 more than August last year.
- 2014 total cattle figures indicate 89,345 head more than last year. NT cattle 21,262 more than last year.

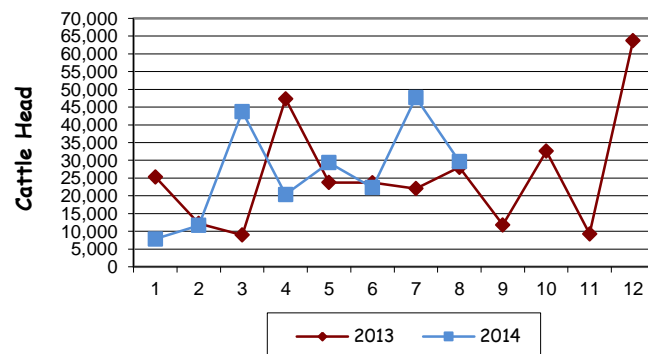
Live Cattle Exports thru the Port of Darwin (last 10 years)



TOTAL Live Cattle Exports thru Port of Darwin 2013 v 2014




NT Live Cattle Exports thru Port of Darwin 2013 v 2014



PREVIOUS 8 YEARS


Total Cattle, Port of Darwin								NT Cattle, Port of Darwin							
2006	2007	2008	2009	2010	2011	2012	2013	2006	2007	2008	2009	2010	2011	2012	2013
227,648	283,046	364,944	347,314	295,605	269,617	246,990	359,616	223,407	247,281	295,539	304,818	272,749	253,797	234,249	308,784



OTHER LIVESTOCK EXPORTS VIA DARWIN PORT (includes NT and Interstate Stock)

Destination	Buffalo			Camels			Goats			Horses			Sheep			Pigs		
	2013	2014	1-31 Aug	2013	2014	1-31 Aug	2013	2014	1-31 Aug	2013	2014	1-31 Aug	2013	2014	1-31 Aug	2013	2014	1-31 Aug
BRUNEI	400	65	0	0	0	0	1080	0	0	0	0	0	0	0	0	0	0	0
INDONESIA	201	0	0	0	0	0	0	0	0	0	0	0	0	0	0	0	0	0
PHILIPPINES	199	0	0	0	0	0	0	0	0	0	0	0	0	0	0	0	0	0
W-MALAYSIA	0	0	0	0	0	0	0	0	0	0	0	0	0	0	0	0	0	0
SABAH	0	0	0	0	0	0	0	0	0	0	0	0	0	0	0	0	0	0
SARAWAK	0	0	0	0	0	0	0	0	0	0	0	0	0	0	0	0	0	0
VIETNAM	0	2,348	427	0	0	0	0	0	0	0	0	0	0	0	0	0	0	0
TOTAL	800	3,274	427	0	0	0	1080	0	0	0	0	0	0	0	0	0	0	0

NATIONAL CATTLE PRICES - W/E 29/8/2014

HEAVY STEER									MEDIUM STEER										
Estimated dressed weight price (cents/kg)									Estimated dressed weight price (cents/kg)										
SALEYARDS				O.T.HOOKS					SALEYARDS				O.T.HOOKS						
NSW	QLD	SA	AV (Aust)	NSW	QLD	SA	AV (Aust)	NSW	QLD	SA	AV (Aust)	NSW	QLD	SA	AV (Aust)	NSW	QLD	SA	AV (Aust)
This week	369	363	nq	366	337	336	340	345	This week	352	328	348	350	328	323	330	337		
Last week	361	335	359	357	336	314	340	340	Last week	344	331	Nq	339	327	301	330	332		
Year ago	341	314	365	331	310	305	nq	327	Year ago	329	279	349	320	302	295	Nq	322		
MEDIUM COW									TRADE STEER										
Estimated dressed weight price (cents/kg)									Estimated dressed weight price (cents/kg)										
SALEYARDS				O.T.HOOKS					SALEYARDS				O.T.HOOKS						
NSW	QLD	SA	AV (Aust)	NSW	QLD	SA	AV (Aust)	NSW	QLD	SA	AV (Aust)	NSW	QLD	SA	AV (Aust)	NSW	QLD	SA	AV (Aust)
This week	325	313	308	322	260	282	302	287	This week	371	352	367	368	348	328	305	333		
Last week	308	276	283	304	255	253	302	280	Last week	368	354	349	363	347	313	305	329		
Year ago	289	235	229	277	249	245	265	260	Year ago	358	317	337	349	313	308	320	320		
LIVE EXPORT QUOTES									<p>Prices courtesy of Meat & Livestock Australia</p>  <p>www.mla.com.au</p>										
Estimated live weight price (cents/kg)																			
LIGHT STEERS (260-360 kg)				LIGHT HEIFERS (260-360 kg)															
Darwin		Broome		Darwin		Broome													
This week	195		nq		170		nq												
Last week	190		nq		175		nq												
Year ago	nq		nq		nq		nq												

CURRENCY EXCHANGE RATES

Key Currencies 1AUD =	Current 1.9.2014	Previous month 1.8.2014	3 months ago 1.6.2014	1 Year ago 1.9.2013	Pre-devaluation 01.07.1997
Brunei Dollar	1.15095	1.15218	1.14411	1.11804	1.076
Indonesian Rupiah	10,921.6	10,926.0	10,897.2	9,676.94	1830
Philippine Peso	40.5942	40.6853	40.6007	39.5922	19.84
Malaysian Ringgit	2.94996	2.97968	2.98918	2.92041	1.9
Euro	0.71113	0.69437	0.68034	0.67272	N/A
US Dollar	0.93380	0.93619	.9626	.88931	0.752
Vietnam Dong	19,554.4	19,566.4	19,433.5		

Prepared by the NT Department of Primary Industry and Fisheries

This publication contains commodity market information prepared for DPIF staff use in strategic research and extension planning. While DPIF exercise care in the compilation and preparation of this information, no responsibility is taken for its accuracy or for the completeness of any information that is reproduced from other sources. DPIF denies any loss or damage to any person whether caused directly or indirectly by the use of any of the information provided.